



## Partnership presentation



# Development Pipeline

Product Project	Indication	Discovery	In Vitro	In Vivo	Phase I	Phase II	Status	Patients ww	Estimated Peak Sales	Commercial Rights
SOM0226	TTR Amyloidosis	Licensed-out (up-front, milestones, royalties)					Out licensed	117,000	€1B	Corino Therapeutics
SOM3355	Huntington T. Dyskinesia	Positive Phase 2 data. Open for License					Phase 2a Completed	1,150,000	€1,83 B	SOM BIOTECH
SOM1311	PKU	Patent filed 2019					Pre-clinical	510,000	TBD	SOM BIOTECH
SOM0208	Niemann-Pick C	Patent filed 2019					Pre-clinical	26,000	TBD	SOM BIOTECH
SOM0044	Parkinson's disease	Patent 1Q 2020					Pre-clinical	TBD	TBD	SOM BIOTECH
SOM0777 NCE	Glioma & other cancer	Licensed-out, Royalties					Out licensed	36,200	€0,4B	U-Cell Therapeutics

# The Benefits of Re-innovated Drugs

Re-innovated Drugs <b>versus</b> New Drugs		
UNIQUE BENEFITS	Re-innovated	New
DEVELOPMENT COST	\$250k - \$50M	>\$1B
TIME TO MARKET	4-5 years	12-14 years
SUCCESS RATE	3:10	1:10k

**CHEAPER**  
**in 20-4k times**

**FASTER**  
**in 2-5 times**

**HIGHER SUCCESS**  
**in 3k times**

According to the sources: 1,2,3,4

# OUR TECHNOLOGY – SOM Artificial Intelligence PRO (SOM<sup>AI</sup> PRO)

## Unique advantages:

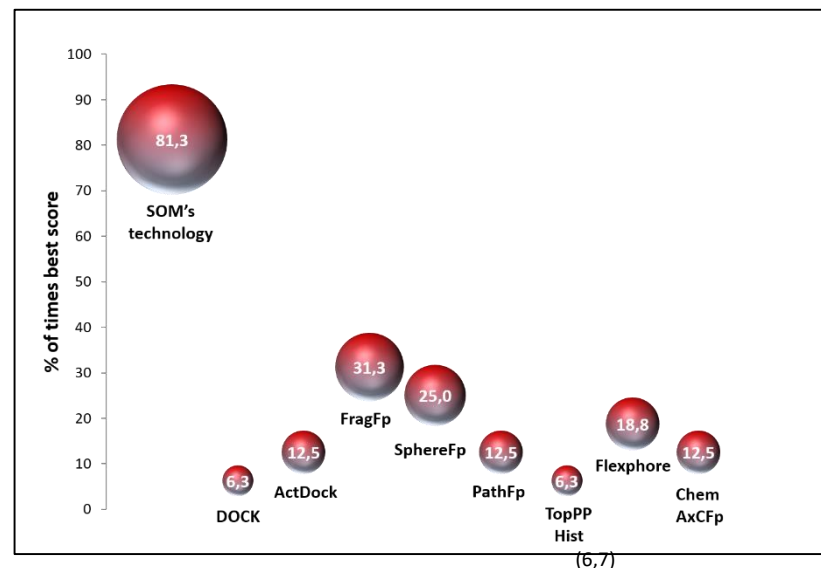
- Identification of **new** mechanisms of action of drugs (biological activity defined by **Molecular Field Maps**), **which were not described before**.
- **Non-structural analogs** identification – **reliable patent protection**.
- Applied for **Any therapeutic area** and for **New Chemical Entities**.
- Technology was **Validated** – **2 programs** with **positive Phase 2 results**.

## Other AI-based approaches:

Use methods based on data mining, structural similarity, or the target structure.

## Technology predictivity:

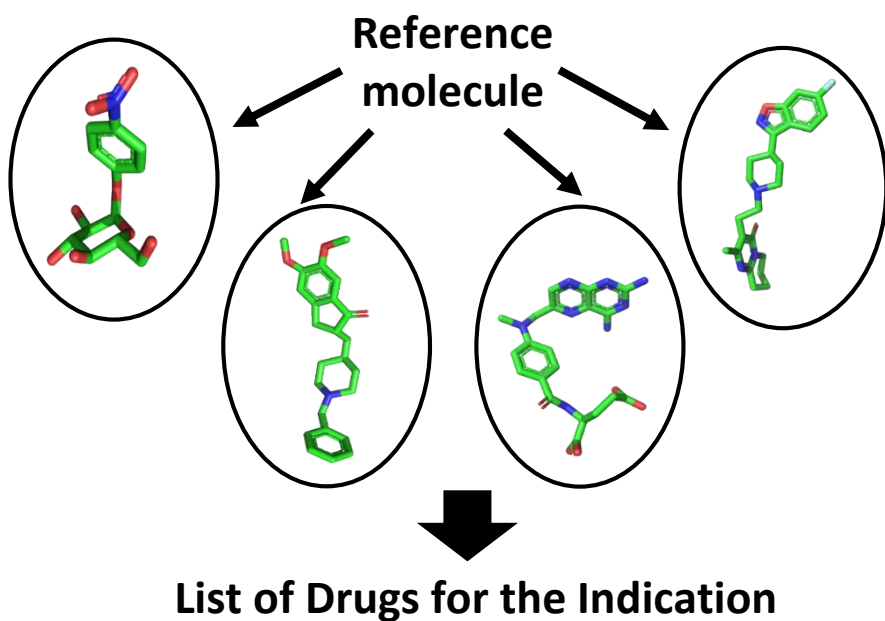
- **12 %** of our Orphan Drug projects have reached **Phase 2**.
- **3 times** more predictive than other available technologies.



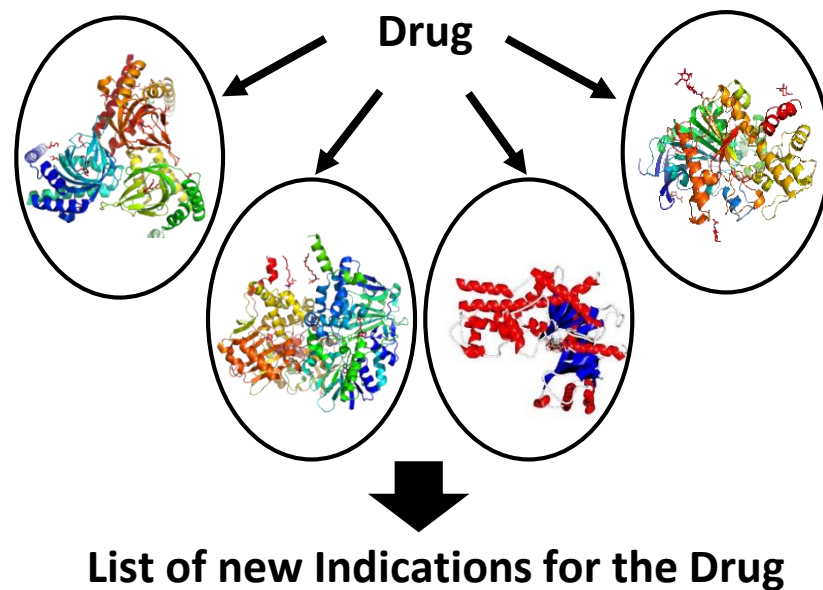
Comparison of the % of times that SOM Biotech's technology is the best ranked technology in the retrieval of active molecules within the top 1% rank by different technologies

# SOM<sup>AI</sup> PRO approaches

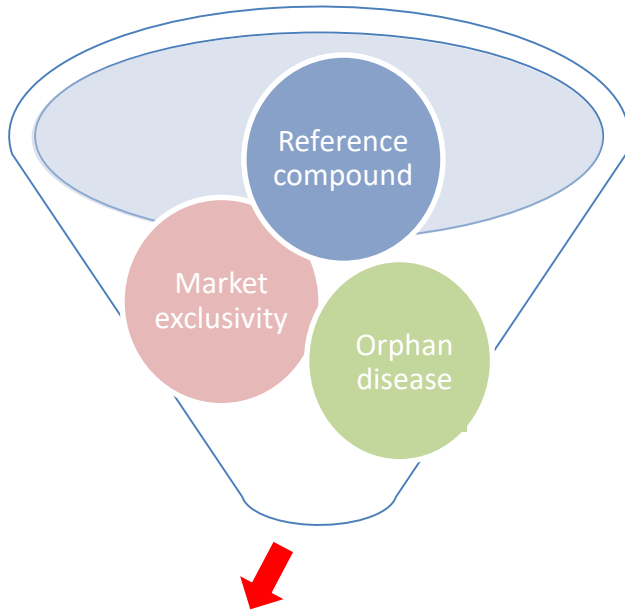
New drugs for the indication of interest:



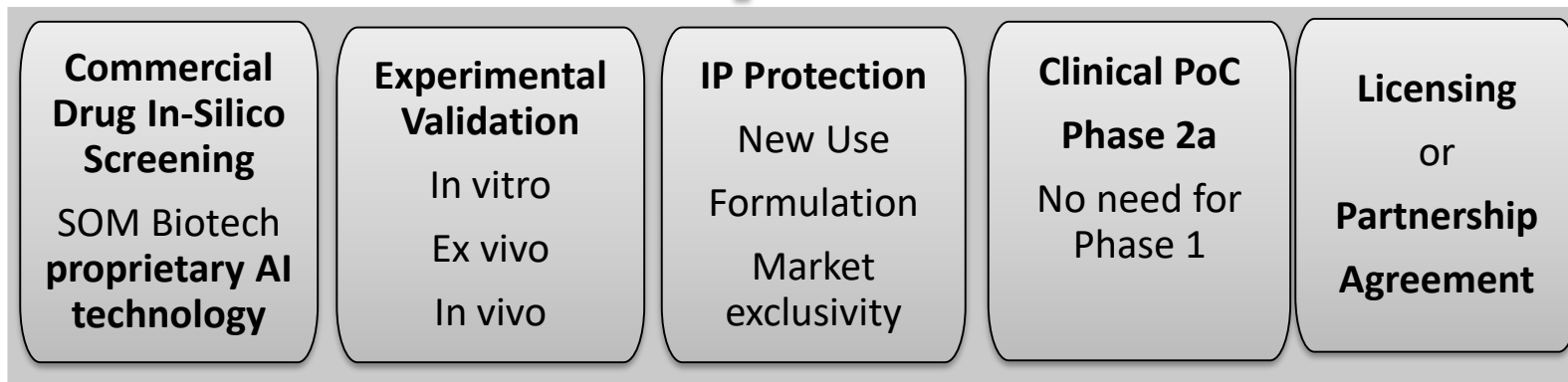
New indications for the drug of interest:



# Our Workflow (Selection & Protection)



- File worldwide *Patent of New Use* for the drug with new indication discovered
- File worldwide *New Composition of Matter Patent* on a new formulation and strength form
- Obtain *Orphan Drug Designation* to get regulatory exclusivity period of 7-10 years guaranteed
- Assess *Regional and Regulatory Protection* through Fast Track designation, Priority Review, Pediatrics, 505b(2)...



# Benefits of partnering with SOM Biotech

## Validated AI Technology

- 2 programs were out-licensed
- 2 programs successfully finished Clinical Phase 2<sup>a</sup>
- 3 programs at preclinical
- 20 programs at early stage

## We work with any therapeutic area

Our **AI Technology** can be applied to any therapeutic area

## We are open to different collaboration types

- Partnership for the programs from our pipeline
- Development of the programs for your needs
- We can develop the programs for you until the development stage that you need (*in silico*, *in vitro*, pre-clinical, clinical phase)

# Types of Collaboration

	CO-DEVELOPMENT	PARTNERSHIP
IP	Shared	Belongs to the Company
PAYMENTS	Low cost	Full cost
RISKS	Shared	Full
CONDITIONS	Company can in-license at any stage (royalties apply)	Company has all the rights – full partnership fee

SOM Biotech is open to a broad type of business agreement, which ultimately will depend on the therapeutic indications, a number of projects, territory, and level of drug development achieved.



# Would you like to know more?

**Dr. Raúl Insa**

+34 690 62 32 63

[insa@sombiotech.com](mailto:insa@sombiotech.com)

**Dr. Maria Zimina**

+34 722 58 47 48

[zimina@sombiotech.com](mailto:zimina@sombiotech.com)



Barcelona Science Park

Baldiri Reixac, 4

08028 Barcelona

[www.sombiotech.com](http://www.sombiotech.com)

1. Nature Reviews. Drug Discovery. Volume 3. August 2004. Pages 673-683.
2. BCC Research. Global Markets for DRP. ISBN:1-62296-202-8. 2016.
3. PhRMA Innovation Hub. "Drug Discovery and Development: Understanding the R&D Process." Brochure. Accessed online May 2015
4. Braun M.M., Farag-El-Massah S., Xu K., and Cote T.R. (2010). Emergence of orphan drugs in the United States: a quantitative assessment of the first 25 years. Nature Reviews Drug Discovery 9: 519-522.

5. Naylor S, Kauppi DM, Schonfeld JM. Drug Discovery World Spring 2015. Pages 57-72.
6. Adapted from: A Jahn et al. J. Cheminform. 1, 1436, 2009.
7. Adapted from: M von Korff et al. J. Chem. Inf. Model. 49, 209231, 2009.